

SOUTH SHETLAND & THE ANTARCTIC PENINSULA

10 days | from only USD **5,350**
Departures: 28 November 2018



Our vessel *MV Ocean Atlantic*



“

This is our classic 10-day voyage to the Great White Continent. Experience the incredible wildlife, stunning mountain scenery and gigantic icebergs in 10 action-packed days.

”




SOUTH SHETLAND & THE ANTARCTIC PENINSULA

Departing Ushuaia in Argentina, we cross the mighty Drake Passage en-route for the South Shetland Islands, making Zodiac landings at penguin rookeries, research stations and fascinating lookouts along the way. Continuing southward, deep into the inlets of Antarctica, we pass the famous Gerlache Strait, where 3000-ft ice cliffs rise straight out of the still water. On no other journey can you experience so much pristine nature and varied wildlife in so few days!

When Ocean Atlantic returns to Tierra del Fuego and Ushuaia, we pass close to the mythical Cape Horn - the southernmost point on South America; a celebrated maritime landmark.

Any voyage to Antarctica is an adventure, but with a maximum capacity of 198 guests aboard Ocean Atlantic, this cruise offers a unique experience for the few. Shore landings, excursions, lectures and whale safaris are easily accommodated to help you enjoy a matchless expedition experience.



Itinerary

Day 1: Arrival Ushuaia

Day 2-3: At Sea - Cross Drake Passage

Day 4-5: South Shetland Islands

Day 6-7: Antarctic Peninsula

Day 8-9: Depart Antarctica - At Sea

Day 10: Back to Ushuaia and disembarkation

Inclusions

- 10-day cruise with accommodation in a shared double cabin with private facilities
- Transfer to and from the ship in Ushuaia before and after the voyage
- All Zodiac landings and excursions as per itinerary
- Expedition parka
- Rubber boot on a loan basis
- English-speaking expedition team
- Guiding and lectures by our expedition leader and team
- Full board on the ship - breakfast, lunch and dinner
- Free tea, coffee and afternoon snacks
- Port and authority fees and taxes



Highlights

- Visit the Antarctic South Shetland Islands
- Explore the Antarctic Peninsula
- Top wildlife destination in the world with penguins, seals, whales and albatrosses
- Icebergs and glaciated mountains
- Many Zodiac excursions and landings
- Strong expedition ship that enables access to remote areas
- Onboard activities while at sea - lectures, photo workshops and wildlife spotting



Premium Suite: (Deck 5) Size 35 m².
These 2-room suites are designed with a large double bed or two twin beds, an elegant living room, large private bathroom and window.
Located on the Marco Polo Deck



Category B: (Deck 7 & 8) Size 20-23 m².
Featuring a double bed or two single beds, a relaxing sitting area, private bathroom and a window. Partly obstructed view.
Located on the Magellan and Hudson Deck.



Category D: (Deck 4) Size 11-12 m².
Featuring a double bed or two single beds, private bathroom, and a porthole.
Located on the Columbus Deck.



Category F: (Deck 5) Size 18-21 m².
Large Inside Triple Cabin, featuring a double or two single beds, and a fold-out single bed, a relaxing sitting area, and a bathroom with a bathtub.
Located on Marco Polo Deck.



Category A: (Deck 5) Size 19-24 m².
Featuring a double bed or two single beds, a relaxing sitting area, private bathroom and a window.
Located on the Marco Polo Deck.



Category C: (Deck 4 & 5) Size 12-13 m².
This Standard Cabin has a double bed or two single beds, private bathroom, and a window.
Located on the Columbus and Marco Polo Deck.

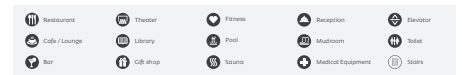
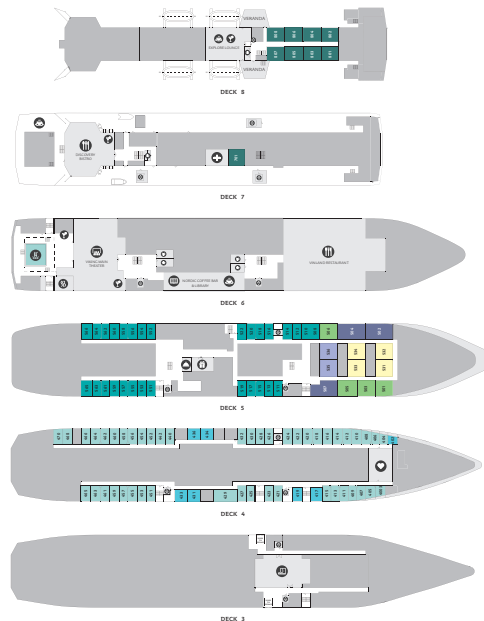


Category E: (Deck 5) Size 18-21 m².
Large Inside Cabin, featuring a double or two single beds, a relaxing sitting area, and a bathroom with a bathtub.
Located on Marco Polo Deck.



Category G: (Deck 4) Size 9-10 m².
Cabins feature a single bed, private bathroom, and a porthole.
Located on Columbus Deck.

Deckplan



Premium Suite
Inside Triple Cabin
USD 12,390

Category D
Porthole Cabin
USD 8,990

Category A
Panorama
Window Suite
USD 10,990

Category E
Inside Cabin
USD 6,490

Category B
Panorama
Window Suite
10,490 / 7,300


Category F
Inside Triple
Cabin
USD 5,350

Category C
Window Cabin
USD 9,590

Category G
Outside single
Cabin
USD 9,150

Facilities on board

- Bright, spacious restaurant providing 4-star international cuisine
- Two well-stocked, professionally staffed bars
- Comfortable lounge area
- On-board hospital run by a licensed doctor
- Library with a wide range of polar books and DVDs
- Gym & Wellness Facilities
- Lecture theatres
- Boutique
- Sauna & Swimming Pool. (Closed during rough sea and weather)
- Laundry service



Ship specifications

- Crew: 140
- Passengers: 214
- Length: 140 m
- Breadth: 21 m
- Draft: 5.8 m
- Engines: 4 x 3,600 kW
- Ice class: 1B
- Speed, cruising: 12 knots
- Speed, maximum: 15 knots
- Elevators: 2
- Stabilizers: 2
- Zodiacs: 20
- Lifeboats, covered: 4



EXPEDITION VOYAGES
A LIFE CHANGING EXPERIENCE
expeditionvoyages.in

info@expeditionvoyages.in
espen@expeditionvoyages.in